

Your guide to abnormal avian droppings

What to look for:








Increased size or volume • Loss of firmness/consistency • Oily • Bulky • Colour change • Watery • Undigested feed • Smelly • Diarrhoea

Any of these changes can be caused by stress, certain feed, or can be a sign of disease. It is important to observe the droppings around the drinkers daily to be consistent. If changes are observed, call the veterinarian for expert advice.

Produced as a service to the poultry sector by  Industries.

Faecal droppings

Caecal droppings

<p>Healthy</p> 	<ul style="list-style-type: none"> • Small with a white cap (white urates) • Usually have a down feather attached to it • Have no sign of wetness surrounding it • Have no smell • Dry <p>Varies in colour • Can be dark almost black/brown • Firm and smooth • Viscous • Smelly •</p>	<p>Healthy</p> 
<p>Red flag</p> 	<ul style="list-style-type: none"> • Increased size • Oily • Bulky • Increased moisture <p>Watery • Loss of consistency • Foamy • Colour change •</p>	<p>Red flag</p> 
<p>Bad</p> 	<ul style="list-style-type: none"> • Watery • Undigested feed • Lost firmness • May have orange mucus <p>Foamy • Colour change • Liquid • No consistency •</p>	<p>Bad</p> 
<p>Dangerous</p> 	<ul style="list-style-type: none"> • Diarrhoea • Watery • Undigested feed • Mucus <p>Foamy like a mousse • Spread • Change in colour • Liquid •</p>	<p>Dangerous</p> 